

H1 2024 RESULTS & OUTLOOK 2024

September 2024

The Biomérieux logo is a circular emblem. The top half is a dark blue semi-circle containing the word "BIOMÉRIEUX" in white, uppercase, sans-serif font. The bottom half is a semi-circle with a yellow-to-green gradient. The logo is centered on a white background that features a pattern of light blue dots of varying sizes, creating a sunburst or molecular-like effect.

BIOMÉRIEUX





AGENDA

1. GO.28 Strategic Plan

Pierre BOULUD

2. H1 2024 Business Highlights

Pierre BOULUD

3. H1 2024 Financial Performance

Guillaume BOUHOURS

4. 2024 Business outlook

Pierre BOULUD

Disclaimer

This presentation contains information, assumptions and estimates that were used by the Company to determine its objectives on a reasonable basis. They are subject to change or modification due to economic, financial, medical and competitive uncertainties in markets addressed by bioMérieux. Further information regarding these assumptions, risks and estimates are described in the documents registered with the Autorité des Marchés Financiers.

The forward-looking statements contained in this presentation apply only up to the date of the presentation. Accordingly, the Company cannot give any assurance as to whether it will achieve the objectives described in this presentation, and makes no commitment or undertaking to update or otherwise revise such information.

This document does not constitute an offer to sell or an invitation or solicitation of an offer to subscribe for or purchase any securities, and this shall not form the basis for or be used for any such offer or invitation or other contract or engagement in any jurisdiction.

Pierre BOULUD, CEO



GO.28 Strategic Plan

Reminder & updates



The GO.28 strategic plan is driven by 4 pillars

GO
for **Growth**

+7%*
average Sales
Growth (24/28)

4 GROWTH ENGINES

Average annual organic sales growth to 2028 vs 2024

BIOFIRE® Non-RP	+10%*
INDUSTRIAL APP.	+7/9%*
MICROBIOLOGY	+6/8%*
SPOTFIRE®	€450m by 2028

MAXIMIZE VALUE OF INSTALLED BASE

BIOFIRE® RP ~ Flat*

IMMUNOASSAYS ~ Flat*

GO
Simple

COGS & operational efficiency improvement through:

- 50+ operational initiatives
- Organization and processes simplification

GO
Stronger

Enhancement of our operating model
supported by the deployment of 5 core behaviors

GO
Responsible

Have a positive impact
for future generations



HEALTH



EMPLOYEES



PLANET



EXTENDED COMPANY



HEALTHCARE ECOSYSTEM

* Average annual organic sales growth to 2028 vs 2024



GO.28 ambition: delivering a profitable and sustainable growth over the period 2024 / 2028



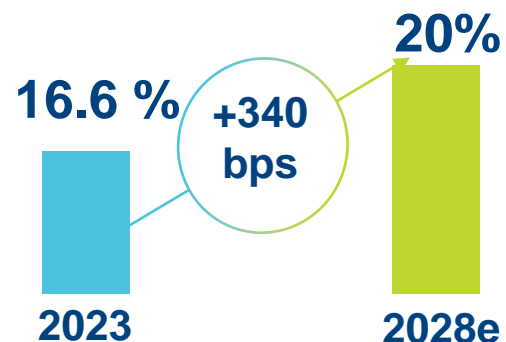
REVENUE GROWTH

+7%

Annual organic CAGR (2024 / 2028)

CEBIT⁽¹⁾ MARGIN

at Constant Exchange Rate



AT LEAST

+10%

annual organic cEBIT growth at CER¹

Capex:
8-10% of sales going forward

Maintain **R&D**
at **~12%** of sales

Strengthening
of Cash Flow generation

Dividend targeted payout ratio¹ of **~25%**

(1) CEBIT: contributive operating income before non-recurring items, excluding items relating to the amortization and impairment of intangible assets related to acquisitions and acquisition-related costs.



GO.28 is now live and execution has started

 for **Growth**



+10% sales growth
in H1 2024 vs +7%
annual guidance



Innovation to support growth

Q2 2024 product launches



SPOTFIRE® Respiratory / Sore Throat Panel **15-plex & 5-plex** (Mini)



VITEK® REVEAL™ Instrument & Gram Negative Blood culture

 **Simple**

COGS improvements

- **BIOFIRE®**: Validation of phase 2 of **manufacturing automation** for respiratory panels
- **Internalization** of VIDAS® cartridges manufacturing
- **Biomolecule insourcing**: new building construction kicked-off

 **Stronger**

Strong Employees engagement

8.3 /10 (Top quartile)

- **Alignment of Long Term Incentive plans on GO.28 targets**

 **Responsible**

On track to reach the 2024 CSR targets (*see next slide*)



Responsible: on track to reach 2024 ambitions



PLANET

GHG absolute emissions reduction vs 2019 (Scope 1&2)

-14%

As of June 2024

-50%

2030 TARGET

Solar panels on sites / Green power purchase agreements /
Renewable Energy Certificates



EMPLOYEES

DIVERSITY: % of women in direct reports to the
Executive Committee with a Global Corporate mission

37.5%

as of June 2024

40%

2025 TARGET

Regular training of recruiters in discrimination-free recruitment techniques



HEALTH

% increase in patient results
supporting AMS vs 2019

+18%

As of June 2024

+30%

2025 TARGET

Continuous investment in R&D / Establishing
Antimicrobial Stewardship Centers of Excellence /
Training of healthcare professionals

Pierre BOULUD, CEO



BIOMÉRIEUX

H1 2024 Business highlights



H1 2024 Key highlights



- **Strong sales dynamic** driven by the **GO.28 four growth engines** (BIOFIRE non-Respiratory Panels, Spotfire, Microbiology and Industrial Applications) **up +11.4%**
- **CEBIT margin up +155bps at CER, up +20% like-for-like, a robust performance in the high end of the guidance.** Reported performance negatively impacted by FX headwinds (-€44m)
- **Significant new product launches to support future growth:** SPOTFIRE[®] R/ST panels, VITEK[®] REVEAL[™] & VIDAS[®] Traumatic Brain injury FDA approvals

* at constant exchange rates and scope of consolidation



BIOFIRE® non respiratory panels: value driving strong growth

H1 Sales: €272m

Evol. +19%*

GO.28 target: +10%**



- **Expansion of non-respiratory panels through cross-selling**
 - 77% of customers using at least 2 panels (up +2 pp vs Dec. 2023)
 - 50% of customers using at least 3 panels (up +2 pp vs Dec 2023)
- **IB/Customer expansion: +700 new instruments installation in H1 2024 (similar to H1 2023)**
 - Undisputed leader: total installed base of 26.1 K units
- **Internationalization of sales out of the US**
 - 39% of BIOFIRE® instruments installed out of the US as of June 2024 (+2pp vs Dec. 2023)

* at constant exchange rate vs H1 2023

**Annual organic CAGR (2024 / 2028)

SPOTFIRE®: on track to reach €80m sales target in 2024

H1 Sales: €33m

Evol: n.a.

2028 target: €450m



- **Most comprehensive, flexible and fastest Point of Care respiratory offer**
 - Fast: 15 minutes Time To Result
 - Easy to use: CLIA Waived
 - Approval of Respiratory Sore throat
 - Full & flexible respiratory menu: Respiratory (5-plex & 15-plex) & Respiratory Sore Throat (5-plex & 15-plex)
- **Performance aligned with the plan**
 - 1,450 instruments installed at the end of June
 - Reagents sales well balanced between 15 and 5-plex
- **Commercial set-up in place**
 - US: McKesson as distributor for “pure” POC & direct sales for the hospitals
 - Japan: 15% of the installed base
 - Available in 16 countries in 4 Regions

MICROBIOLOGY: leveraging our leading position

H1 Sales: €638m

Evol. +9%*

GO.28 target: +6/8%**



- **BacT & Vitek reagents: mid-teens sales growth**
- **Growth driven by volumes expansion and price increases (+4% on reagents) and**
- **Large adoption of VITEK® MS PRIME: 550+ instruments*****
- **VITEK® REVEAL™: FDA approval for the instrument and the gram negative blood culture assay**

* at constant exchange rate vs H1 2023

** Annual organic CAGR (2024 / 2028)

*** Clinical Applications only

INDUSTRIAL APPLICATIONS: growing in highly attractive segments

H1 Sales: €296m

Evol. +7%*

GO.28 target: +7 / 9%**



- **Growth driven mainly by the food segment, especially the molecular biology franchise**
- **Food & Healthcare reagents sales up +11%**
- **Price increases : > +6% supporting growth**

* at constant exchange rate vs H1 2023

** Annual organic CAGR (2024 / 2028)

Maximizing the value of the existing installed base for BIOFIRE® respiratory panels and Immunoassays



BIOFIRE Respiratory Panels

H1 Sales: €405m

Evol. +14%*

GO.28 target: flat**

- Leveraging the installed base
- Double digit growth thanks to sustained epidemiology
- Limited price erosion (<1%)



IMMUNOASSAYS

H1 Sales: €168m

Evol. -6%*

GO.28 target: flat**

- VIDAS® sales (excl. PCT) back to growth in Q2 (+3%)
- Continuous decline of PCT (now < 23% of Immuno sales)
- >800 VIDAS® KUBE™ instruments installed 18 months after launch
- VIDAS® Traumatic Brain Injury FDA approval

* at constant exchange rate vs H1 2023

** Annual organic CAGR (2024 / 2028)

Guillaume BOUHOURS, CFO

BIOMÉRIEUX

H1 2024 Financial performance



H1 2024 SALES BY RANGE

A strong and balanced performance

SPOTFIRE €33m

- 1,450 instruments installed at the end of June 2024
- Live in 16 countries.

MICROBIOLOGY +9%

- Very strong performance led by **automated ID/AST and Blood Culture**
- Volumes and prices increases

MOLECULAR Non-RP +19%

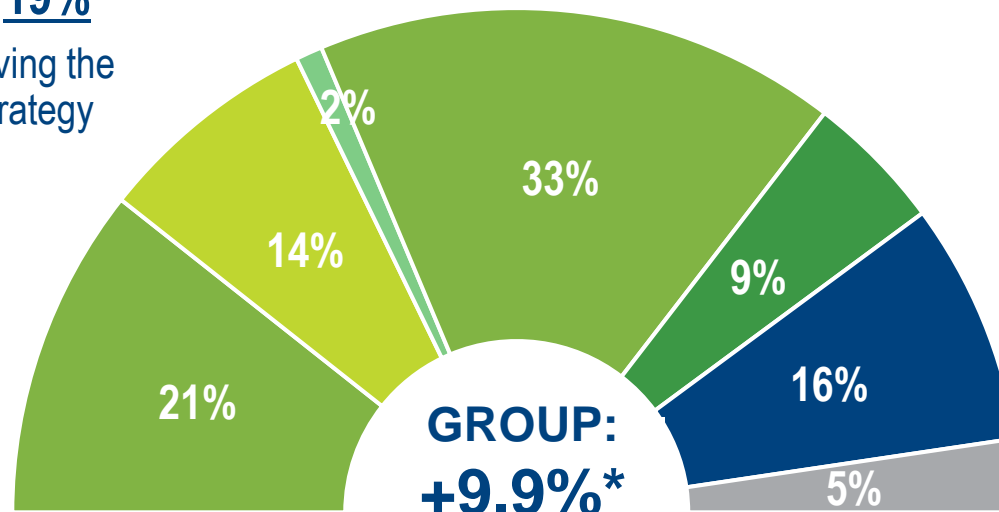
Remarkable performance proving the efficiency of the cross-selling strategy

IMMUNOASSAYS -6%

- Flat sales of routine tests
- Continuous decrease of PCT sales

MOLECULAR RP +14%

Strong demonstration of the **medical value** of the solution in a non Covid environment.



INDUSTRIAL APP. +7%

- Reagents sales growing +11%
- +6% increase in prices

* At constant exchange rate

H1 2024 sales by geography

AMERICAS

€971m

51% of sales

+12.9%

EMEA

€616m

32% of sales

+8.8%

ASPAC

€315m

17% of sales

+3.9%

HY 2024 P&L: CEBIT up 20% like-for-like

<i>In €m</i>	HY 2024	% sales	HY 2023	% sales	% Change	% Change LFL ⁽¹⁾
Net sales	1,902		1,770		+ 7.4%	+ 9.9%
Gross profit	1,063	55.9%	999	56.4%	+ 6.4%	+ 11.9%
SG&A	-536	- 28.2%	-502	-28.4%	+ 6.8%	+ 9.4%
R&D	-241	- 12.7%	-227	-12.8%	+ 6.3%	+ 6.4%
CEBIT⁽²⁾	306	16.1%	291	16.5%	+5.0%	+ 19.9%

- **% Gross Profit margin** up +100 bps Lfl, thanks to price increases and a favorable mix effect with higher share of reagents' sales
- **SG&A** up +9.4% LfL mainly driven by investment in sales forces and marketing capabilities
- **CEBIT up +20% LfL increase vs H1 2023, a +155bps CEBIT margin improvement at constant exchange rate. +5.0%** in reported performance despite an unfavorable forex impact of -€44m

(1) Like For Like: at constant rates and perimeter of consolidation

(2) CEBIT: contributive operating income before non-recurring items, excluding items relating to the amortization and impairment of intangible assets related to acquisitions and acquisition-related costs.

H1 2024 P&L: CEBIT to EPS

<i>In €m</i>	H1 2024	<i>% sales</i>	HY 2023	<i>% sales</i>	<i>% change as reported</i>
CEBIT	306	16.1%	291	16.5%	+5.0%
Amortization of acquired intangible assets & related expenses	-18		-84		
Operating income before non-recurring items	288	15.2%	208	11.7%	+38.7%
Net financial expense	-5		+0.5		
Income tax (<i>effective tax rate</i>)	-69	-24.2%	-70	-33.4%	
Net income, group share ⁽¹⁾	215	11.3%	162	9.1%	+33.2%
EPS, diluted	€ 1.82		€ 1.36		

- **Amortization of acquired intangibles coming back to normalized level.** 2023 was negatively impacted by the Hybiome acquisition goodwill impairment
- **Net financial expense evolution** mainly due to lower income from balance sheet FX hedging operations
- **Effective tax rate improvement at 24.2%** (2023 impacted by the Hybiome *goodwill* impairment)

(1) Excluding minority interest

CASH FLOW STATEMENT: up +€49m vs H1 2023

Millions €	June 2024	June 2023
EBITDA ⁽¹⁾	424	394
Working capital requirement	- 107	- 144
Tax payment & financial cost	- 130	- 117
Investments	- 147	- 146
Other cashflows from operation	10	14
Free cash flow ⁽²⁾	50	1
Business Dev. & financing activities	- 42	17
Dividends	- 100	- 100
Impact of currency changes on net debt	3	- 13
Lease debt	- 30	- 20
Cash flow net	- 120	- 115
Total net cash (debt)	- 286	- 68

- **Inventories (-€84m)** driven by inventory build-up for new instruments launches and to support the steady demand in Biofire[®] reagents and the coming winter season
- **Receivables (+€35m):** good cash collection in the US

Capex 8% of sales: investments in the US manufacturing sites to increase capacity and automation + new placements of instruments

Business Dev. : Lumed acquisition & strategic investment in SpinChip

2024 Net debt/ EBITDA 0.3x

(1) Earnings before interest, taxes, depreciation and amortization

(2) Sum of cash flow from operating activities and net cash flow used in investing activities

HY 2024: -€44m FX negative impact on CEBIT

- **-€21m** from hyperinflation currencies (ARS, TRY...)
 - Increased prices to compensate for inflation and currency devaluation
 - **Positive impact on top line organic growth & on CEBIT organic growth**
 - **Negative currency effect* on CEBIT**
 - **Neutral net impact on reported CEBIT in €**

Illustrative example: Argentina

	2023	2024
-300% currency depreciation →		
	EUR/Currency average rate	230
		930
+350% price increases →		
	Sales (in m local currency)	2,000
		9,000
	CEBIT (in m local currency)	900
		4,000

+€31m positive on sales Lfl growth
 $€40m (9,000 / 230) - €9m (2,000 / 230) = +€31m$

+€13.4m positive on CEBIT Lfl growth
 $€17,4m (4,000 / 230) - €4m (900 / 230) = +€13,4m$

-€13m negative currency effect* on CEBIT
 $€3.8m (4,000 / 930) - €16.4m (4,000 / 230) = -€12.6m$

€+0.4m CEBIT impact (24 vs 23 reported)
 $€4.3m (4,000 / 930) - €3.9m (900 / 230) = +€0.4m$

- **-€23m** from other currencies (JPY, CNY, USD, CLP...)

*Currency effect: actual number at the average rate of current year - actual number at the average rate of previous year

Pierre BOULUD, CEO

2024 outlook

BIOMÉRIEUX



2024 Outlook

UPDATED GUIDANCE

SALES

+8% to +10%

Organic

*Better on Biofire[®] RP, Biofire[®] non-RP,
Microbiology*

cEBIT

+12 to +17%

Organic

Approx -€70m FX negative impact

CAPEX

~9-10%

of consolidated sales

INITIAL GUIDANCE

(March 2024)

+6% to +8%

Organic

At least +10%

> 50 bps margin improvement

Organic

Approx -€50m FX negative impact

~10-11%

of consolidated sales

GO·28 is on track and starts delivering

BIOMÉRIEUX STRATEGIC PLAN

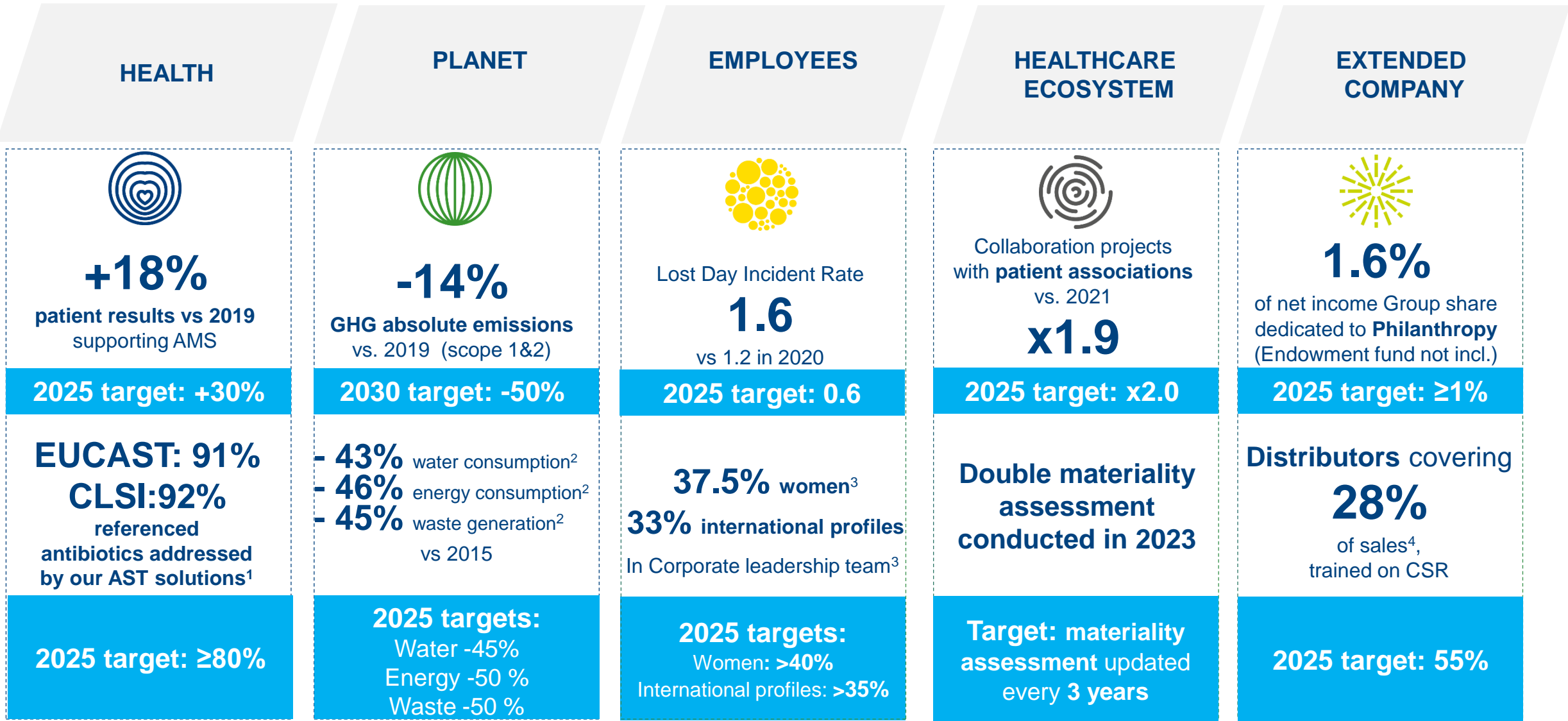
- H1 24 growth engines organic sales up **+11.4%**
- H1 24 Gross Margin up **+100 bps** (organic) vs H1 2023
- H1 24 GHG emissions: **-14%** vs H1 2023
- On track to pursue the execution of the plan
 - ~75% of the GO.Simple 50+ initiatives have started
 - High employees' engagement level
 - R&D pipeline progressing well to feed future growth: FDA approvals for SPOTFIRE[®] R/ST, VITEK[®] REVEAL[™] and VIDAS[®] Traumatic Brain Injury



PIONEERING DIAGNOSTICS

CSR ROADMAP – ON TRACK TO REACH THE TARGETS

All data as of June 2024, except for Philanthropy & referenced antibiotics (Dec 23 data)



¹ At least 80% based on EUCAST list and 90% based on CLSI Tier I to Tier IV list ² Per € million of revenue.

³ Direct reports to the Executive Committee with a Global Corporate mission (international profiles are defined as non-French) ⁴ Sales realized through the distributors network.

