

BIOMÉRIEUX

DON'T MISS A **DIAGNOSIS.**

Syndromic BIOFIRE® Panels offer
faster time to result in ~1 hour.



PIONEERING DIAGNOSTICS



Rapid, accurate diagnosis for the right care, the first time.

BIOFIRE® Panels utilize a syndromic approach—simultaneously testing for a wide array of pathogens that can cause similar symptoms—for actionable results in about an hour. This can make a big difference in critical care, where the right information can lead to faster, more informed treatment.

6 Panels. 170+ Targets. ~1 Hour.



**BIOFIRE®
BLOOD CULTURE IDENTIFICATION 2 PANEL*†**
43 Targets. ~1 Hour.



**BIOFIRE® FILMARRAY®
PNEUMONIA PLUS PANEL†**
34 Targets. ~1 Hour.



**BIOFIRE® FILMARRAY®
MENINGITIS/ENCEPHALITIS PANEL*†**
14 Targets. ~1 Hour.



**BIOFIRE®
RESPIRATORY 2.1 PLUS PANEL†**
23 Targets. ~45 Minutes.



**BIOFIRE® FILMARRAY®
GASTROINTESTINAL PANEL*†**
22 Targets. ~1 Hour.



**BIOFIRE®
JOINT INFECTION PANEL*†**
39 Targets. ~1 Hour.

* FDA cleared

† CE 2797

Reduce time to results.

BIOFIRE® Panels may significantly reduce the time to actionable results compared to conventional test methods in critical situations.

Here are some examples of clinical evidence using BIOFIRE Panels:

BIOFIRE® BLOOD CULTURE IDENTIFICATION 2 PANEL



51 hrs

faster turnaround time than culture for ICU patients with suspected sepsis¹




63 hrs

faster for advising on infection prevention and control measures^{1†}

BIOFIRE® FILMARRAY® PNEUMONIA PLUS PANEL



BIOFIRE® FILMARRAY® MENINGITIS/ENCEPHALITIS PANEL



137.3 hrs

standard-of-care median time to therapy

vs



3 hrs

BIOFIRE ME Panel median time to therapy³

BIOFIRE® RESPIRATORY 2.1 PLUS PANEL

7.7 hrs

standard-of-care turnaround time for influenza viruses

13.5 hrs

standard-of-care turnaround time for non-influenza viruses

vs

1.7 hrs

BIOFIRE RP *Plus* Panel turnaround time for influenza viruses

1.5 hrs

BIOFIRE RP *Plus* Panel turnaround time for non-influenza viruses⁴

BIOFIRE® FILMARRAY® GASTROINTESTINAL PANEL



71.4 hrs

standard-of-care turnaround time

vs



23.4 hrs

BIOFIRE GI Panel turnaround time for patients with HIV infection^{5,*}

*For patients with HIV infection.

[†]Data obtained with the previous version of the BIOFIRE BCID2 Panel.

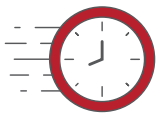
Improve time to therapy and reduce empiric antibiotic use.



BIOFIRE® Panels may show a significant decrease in time to optimal therapy when combined with appropriate antimicrobial stewardship interventions.

Here are some examples of clinical evidence using BIOFIRE Panels:

BIOFIRE® BLOOD CULTURE IDENTIFICATION 2 PANEL



39.1 hrs

faster time to optimal therapy with an established antimicrobial stewardship program^{6*}

BIOFIRE® FILMARRAY® PNEUMONIA PLUS PANEL



80%

of patients with pneumonia in the ICU received results-directed therapy vs. 29%²



60%

of ventilated pediatric ICU patients suspected of tracheitis or pneumonia had a change in antibiotics⁷

BIOFIRE® FILMARRAY® MENINGITIS/ENCEPHALITIS PANEL



32%

of cases had an earlier discontinuation of empiric therapy⁸

BIOFIRE® RESPIRATORY 2.1 PLUS PANEL



19.1%

less likely to be prescribed empiric antibiotic therapy in hospitalized children less than 18 years old



6.4 hrs

duration of empiric antibiotics vs. 32.9 hrs⁹

BIOFIRE® FILMARRAY® GASTROINTESTINAL PANEL



Demonstrated to avoid unnecessary anti-infective therapy for patients with an HIV infection⁵

*Data obtained with the previous version of the BIOFIRE BCID2 Panel.

Shorten patient stay in the ICU.

BIOFIRE® results may help inform patient management decisions, including optimizing therapy, discharging, or moving the patient into or out of isolation.

Here are some examples of clinical evidence using BIOFIRE Panels:

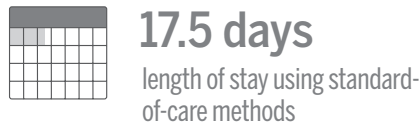
BIOFIRE® FILMARRAY® MENINGITIS/ENCEPHALITIS PANEL



BIOFIRE® RESPIRATORY 2.1 PLUS PANEL



BIOFIRE® FILMARRAY® GASTROINTESTINAL PANEL



vs

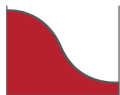


Reduce mortality.

BIOFIRE® results may lead to improved patient care and an increased survival rate of patients.

Here are some examples of clinical evidence using BIOFIRE Panels:

BIOFIRE® BLOOD CULTURE IDENTIFICATION 2 PANEL




Significant reduction in in-hospital and 30-day mortality among patients under 65 years old^{13,*}

BIOFIRE® FILMARRAY® MENINGITIS/ENCEPHALITIS PANEL



Rapid diagnosis of bacterial meningitis has been shown to reduce mortality¹⁴

BIOFIRE® RESPIRATORY 2.1 PLUS PANEL



7%
survival rate increase in adult ICU patients¹⁵

*Data obtained with the previous version of the BIOFIRE BCID2 Panel.

Improve economic impact.

The use of BIOFIRE® Panels may lead to reduced antibiotic use, reduced antibiotic duration, and shorter patient length of stay, which contribute to overall cost savings.

Here are some examples of clinical evidence using BIOFIRE Panels:

BIOFIRE® BLOOD CULTURE IDENTIFICATION 2 PANEL



\$3,000

per patient in decreased overall hospital costs^{16,*}

BIOFIRE® FILMARRAY® PNEUMONIA PLUS PANEL



\$50 less

per hospitalized patient with community-acquired pneumonia, when comparing BIOFIRE PN Panel and culture with multi-test bundle¹⁷

BIOFIRE® FILMARRAY® MENINGITIS/ENCEPHALITIS PANEL



\$12,240 USD

decrease per pediatric ICU patient in private costs¹⁸



\$2,916 USD

decrease per pediatric ICU patient in public costs¹⁸



\$2,319 CAD

case savings for ICU due to length of stay reduction in adults¹⁰

BIOFIRE® RESPIRATORY 2.1 PLUS PANEL



\$8,000

saved per adult ICU patient¹⁵

*Data obtained with the previous version of the BIOFIRE BCID2 Panel.

Increase confidence with accurate results.

All BIOFIRE® Panels are either FDA cleared and/or CE marked. BIOFIRE technology is based on nested multiplex PCR results with high sensitivity and/or specificity.



BIOFIRE® BLOOD CULTURE IDENTIFICATION 2 PANEL*†

99.0% sensitivity, 99.8% specificity¹⁹



BIOFIRE® FILMARRAY® PNEUMONIA PLUS PANEL†

BAL-like: 96.2 % sensitivity, 98.4% specificity²⁰
Sputum-like: 96.3% sensitivity, 97.3% specificity²⁰



BIOFIRE® FILMARRAY® MENINGITIS/ENCEPHALITIS PANEL*†

94.2% sensitivity, 99.8% specificity²¹



BIOFIRE® RESPIRATORY 2.1 PLUS PANEL†

Overall Performance: 97.1% sensitivity, 99.3% specificity²²
SARS-CoV-2 Performance: 98.4% PPA, 98.9% NPA²³



BIOFIRE® FILMARRAY® GASTROINTESTINAL PANEL*†

98.5% sensitivity, 99.2% specificity²⁴



BIOFIRE® JOINT INFECTION PANEL*†

91.7% sensitivity, 99.8% specificity²⁵



* FDA cleared

† CE₂₇₉₇

Introducing the BIOFIRE® Joint Infection (JI) Panel, a new syndromic panel from bioMérieux.

Septic arthritis and prosthetic joint infections can be considered medical emergencies that require rapid diagnosis and treatment. With a turnaround time of ~1 hour and a broad panel menu of 31 pathogens and 8 antimicrobial resistance genes, the BIOFIRE JI Panel can provide fast, accurate results that may aid clinicians in pathogen-guided patient management.



**BIOFIRE®
JOINT INFECTION
PANEL**

BIOFIRE syndromic testing can improve critical care.

BIOFIRE Panels can make a significant impact on ICU patient care. Syndromic testing provides fast, accurate, and reliable results for better patient management and outcomes in critical situations.



**ADD THE BIOFIRE PANELS TO YOUR
CRITICAL CARE WORKFLOW TODAY.**





References

1. Rule R, *et al.* (2021) PLoS One. 16(7).
2. Poole S, *et al.* (2022) J Infect. S0163-4453(22)00533-3.
3. Ordonez-Diaz KM, *et al.* (2020) Epidemiol. Infect. 148:e173:1-6.
4. Rappo U, *et al.* J. Clin. Microbiol. JCM.00549-16.
5. Sobczyk J, *et al.* (2020) Open Forum Infect Dis. 6;7(1).
6. Chiasson J, *et al.* (2022) J Pharm Pract. 35(5):722-729.
7. Fireizen, *et al.* (2022) J. Ped. Intens. Care. 10.1055/s-0042-1742178.
8. Cailleaux M, *et al.* (2020) Eur.J.Clin.Microbiol.Infect. Dis.39:293-297.
9. Lee BR, *et al.* J Clin Virol. 2019;110:11-16.
10. Didiodato G, *et al.* Open Forum Infect Dis. (2019)5;6(4).
11. Kitano, Taito, *et al.* J Infect Chemother. 2020;26(1):82-85. doi:10.1016/j.jiac.2019.07.014.
12. Ching C, *et al.* (2022) Transpl Infect Dis. 24(4).
13. Britt N, *et al.* (2022) Pharmacotherapy. doi: 10.1002/phar.2747.
14. Bodilsen J, *et al.* (2018) Clin Microbiol Infect. 24(2):166.1
15. Martinez R, *et al.* (2016) Clinical Virology Symposium. Poster C-386.
16. Pardo J, *et al.* (2016) Diagn Microbiol Infect Dis. 84(2):159.
17. Gilbert D, *et al.* (2021) Diag. Micro. and Infect. Dis. 99(3).
18. Acuna M, *et al.* (2022) 22:182.
19. Overall performance is the aggregate of the prospective, archived, and seeded data from the clinical studies. Data on file, BioFire Diagnostics.
20. Overall performance based on prospective clinical study for the BIOFIRE® FILMARRAY® Pneumonia *plus* Panel, data on file, BioFire Diagnostics.
21. Overall performance based on prospective clinical study for the BIOFIRE® FILMARRAY® Meningitis/Encephalitis Panel, data on file, BioFire Diagnostics.
22. Overall performance based on prospective clinical study for the BIOFIRE® FILMARRAY® Respiratory 2 *plus* Panel, data on file, BioFire Diagnostics.
23. Overall performance based on prospective SARS-CoV-2 clinical study for the BIOFIRE® Respiratory 2.1 *plus* Panel in comparison to 3 EUA tests, data on file, BioFire Diagnostics.
24. Overall performance based on prospective clinical study for the BIOFIRE® FILMARRAY® Gastrointestinal Panel, data on file, BioFire Diagnostics.
25. Overall performance based on prospective clinical study for the BIOFIRE® Joint Infection Panel, data on file, BioFire Diagnostics.



“Getting an answer within an hour is something that’s very powerful to clinicians: it gives us actionable information right away.”

- Tufik Assad, MD, MSCI
Pulmonary and Critical Care Physician.*

* Dr. Assad is a paid consultant of bioMérieux, Inc.



Contact Us

bioMérieux S.A.
69280 Marcy l’Etoile
France
Tel: +33 (0) 4 78 87 20 00
Fax: +33 (0) 4 78 87 20 90
biomerieux.com

Manufactured by:
BIOFIRE Diagnostics, LLC
515 Colorow Drive
Salt Lake City, UT 84108 USA
Tel: +1-801-736-6354
biofiredx.com

Product availability varies by country. Please contact your local bioMérieux representative for details.

Learn more: biomerieux.com

PIONEERING DIAGNOSTICS

BR0002-4883-01 932/795 007/CB/A